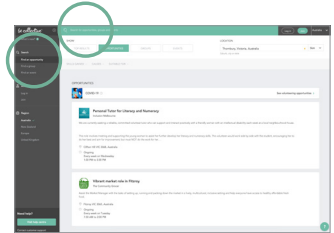


STEP

01

Welcome aboard – it's great that you want to volunteer through **Be Collective!**
It's easy to sign up to an opportunity – just follow these steps:

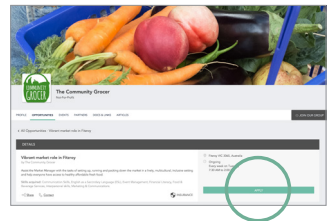
Find the right opportunity by following the link given to you by the organisation you intend to volunteer for, or by visiting becollective.com/search/opportunities and searching our available opportunities.



02

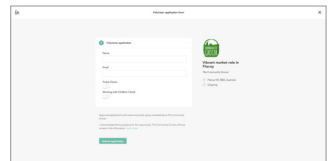
When you find an opportunity that interests you, click on the **title** to learn more. If you want to apply, click on **'Apply'** or **'Express Interest'**.

If you aren't logged in to Be Collective, you'll be asked to log in or create your account.



03

The volunteer manager may ask you a few extra questions, so follow the instructions and fill in the form on the next screen.



04

Click on **'Submit application'**.

05

That's it! Your application for the volunteer position has been submitted.

The volunteer manager will soon accept your application or get in contact with more information. Good luck!

